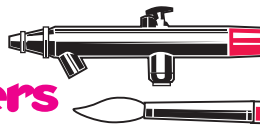




# FASKOLOR

by Parma International®

## The Choice Of Custom Painters



FASKOLOR is a water-based, non-toxic hobby paint that is specially formulated for clear lexan surfaces. It actually becomes part of the body when brushed or sprayed on! The paint remains flexible and resists cracking, chipping and most impact damage. Because it is water-based, it is fuel-proof and also cleans up easily. FASKOLOR is available in many types of brilliant mixable colors and can be combined with our FASGLITTER for show stopping and concourse winning combinations. It can be used with most airbrushes with a medium tip and requires 40-70 psi of air. Available in convenient 2 oz/60ml bottles.

## FASKOLOR Dealer Paint Sets

Our tabletop wire display racks measure 15" W x 15" L x 31" H and can be topped off with a FASGLITTER Rack for a complete display if desired. All sets include a Header Sign and individual cut Rack Labels of all colors.

- 40245 FASKOLOR Half (1/2) Set w/Wire Rack & VHS Tape**  
3 Bottles Of #40000-40202 And 3 Bottles Of #40242-40243
- 40246 FASKOLOR Full Set w/Wire Rack & VHS Tape**  
6 Bottles Of #40000-40202 And 3 Bottles Of #40242-40243
- 40244 FASKOLOR Wire Display Rack (Dealer NET)**
- 40239 FASKOLOR Mini Wire Display Rack w/Header Sign & Labels**  
11.5" W x 9.5" L x 11.5" H (Dealer NET)

## FASGLITTER Dealer Set

This wire display racks mounts on top of our FASKOLOR Rack or can be used as a stand alone display. It holds all FASGLITTER colors and Mixing Bottles. Two extra empty hooks can be used to display other accessories.


- 40240 FASGLITTER Set w/Wire Display Rack**  
3 Vials Of #40210-40221, 36 Bottles FASKOAT #40200 And 3 Packages Of 2 Mixing Bottles #40256
- 40241 FASGLITTER Rack (Dealer NET)**

FASKOLOR Full Paint Set  
With FASGLITTER Display **#40246 & #40240**



Stackable  
For Future  
Expansion!

Individually  
Cut 57 Piece  
Paint Rack  
Labels



#40239

## New Mini Paint Rack

Two levels of six rows to hold our 12 New Colors added 11/04. It will hold 72 bottles total and is stackable for further expansion. The rack comes with a FASKOLOR Header Sign and complete set of 57 Paint Rack Color Labels. The labels are now individually cut, making it possible to set your rack(s) up differently and/or group colors together.

## Full And Half Paint Sets Include These Colors:

- 40000 FASWHITE
- 40001 FASBLACK
- 40002 FASYELLOW
- 40003 FASRED
- 40004 FASBLUE
- 40005 FASGREEN
- 40007 FASORANGE
- 40008 FASBEIGE
- 40012 FASSKY Blue
- 40013 FASBURGUNDY
- 40014 FASDARK Brown
- 40020 FASFLIP Maple
- 40021 FASFLIP Jade
- 40022 FASFLIP Scarabeus
- 40023 FASFLIP Sapphire
- 40050 FASPEARL Silver
- 40051 FASPEARL White
- 40052 FASPEARL Green
- 40053 FASPEARL Gold
- 40054 FASPEARL Charcoal
- 40055 FASPEARL Blue
- 40056 FASPEARL Red
- 40058 FASPEARL Black
- 40101 FASFLUORESCENT Yellow
- 40102 FASFLUORESCENT Razberry
- 40103 FASFLUORESCENT Orange
- 40104 FASFLUORESCENT Pink
- 40105 FASFLUORESCENT Red
- 40106 FASFLUORESCENT Blue
- 40107 FASFLUORESCENT Green
- 40108 FASFLUORESCENT Violet

- 40150 FASESCENT Red
- 40151 FASESCENT Blue
- 40152 FASESCENT Purple
- 40153 FASESCENT Candy Red
- 40154 FASESCENT Yellow
- 40155 FASESCENT Teal
- 40156 FASESCENT Turquoise
- 40180 FASCHANGE Purple
- 40181 FASCHANGE Blue
- 40185 FASCHANGE Red
- 40190 FASGLOW (Glow In Dark)
- 40191 FASTINT Black
- 40200 FASKOAT Clear
- 40202 FASKLEANER

## New Colors Not Included In Sets And Are Available Separately (Added 11/04):

- 40300 FASKROME (Satin)
- 40301 FASPEARL Key Lime
- 40302 FASPEARL Orange
- 40303 FASPEARL Razberry
- 40304 FASFLUORESCENT Flaming Orange
- 40305 FASLUCENT Green
- 40306 FASLUCENT Blue
- 40307 FASLUCENT Red
- 40308 FASLUCENT Pink
- 40309 FASLUCENT Orange
- 40310 FASLUCENT Yellow
- 40311 FASLUCENT Purple

Rack Labels For These New  
Colors Are On Available #L-1355



## FASGLITTER 5.5 Gram Vials

Custom mix metallics like the pros! Our ultra fine metal flake powder is specially formulated to give you the highest quality results. Mix one vial per bottle of FASKOAT CLEAR #40200 (Do not mix directly with paint). Shake the bottle thoroughly. Spray 1-2 thin, even coat(s). Let dry and back it up with any color for a dazzling metallic effect.


**TIP:** Pearl and Silver are the most popular and can be used with any color paint. Don't use the same color Glitter and same color paint, it will not show.






## BASIC

Solid Colors



40000 FASWHITE



40001 FASBLACK



40002 FASYELLOW



40003 FASRED



40004 FASBLUE



40005 FASGREEN



40007 FASORANGE



40008 FASBEIGE



40012 FASSKY BLUE




40013 FASBURGUNDY




40014 FASDARK BROWN

## FASPEARL

Fine Metallic Colors



40050 SILVER



40051 WHITE



40052 GREEN



40053 GOLD



40054 CHARCOAL



40055 BLUE



40056 RED



40058 BLACK



\*40301 KEY LIME



\*40302 ORANGE



\*40303 RAZBERRY

## FASFLOURESCENT

Bright Flourescent Colors



40101 YELLOW



40102 RAZBERRY



40103 ORANGE



\*40304 FLAME ORANGE



40104 PINK



40105 RED



40106 BLUE



40107 GREEN



40108 VIOLET



40190 FASGLOW

## FASESCENT

Shimmering Pearlescents



40150 RED



40151 BLUE



40152 PURPLE



40153 CANDY RED



40154 YELLOW




40155 TEAL



40156 TURQUOISE



40191 FASTINT BLACK



40202 FASKLEANER

## FASGLOW


Glow in the dark paint can also be mixed 5 to 1 part FASFLOURESCENT colors.



40190 FASGLOW

## FASTINT

Transparent black for window tinting, etc.



40191 FASTINT BLACK



40202 FASKLEANER



**New**

## FASLUCENT

Our new transparent paint colors can be backed with new FASKROME for a deep metallic candy effect. It can also be backed with other colors or different combinations for many unique effects. Also perfect for tinting windows, canopies, etc. and for use as a lightweight paint for racing bodies.



\*40305 GREEN



\*40306 BLUE



\*40307 RED



40300 SATIN CHROME




\*40308 PINK



\*40309 ORANGE



\*40310 YELLOW



\*40311 PURPLE

\* New Colors Added 11/04

Due To Printing Limitations, Color Samples Shown Are Not Exact Match, See A FASKOLOR Display For Actual.

## FASFLIP Metallic Colors

These metallic colors feature unique multicolor changes as you view it from different angles. It appears clear in bottle (shake and stir thoughly before spraying). Spray on 1-2 coats with even coverage. Let dry and back it up with FASBLACK only, you will then see the actual color.

**MAPLE** is a metallic rootbeer brown color that flips (changes) to green, gold and orange.

**JADE** is a metallic green and gold color that flips (changes) to blue green and bronze.

**SCARABEUS** is a metallic green blue color that flips (changes) to other hues of green and gold.

**SAPPHIRE** is a very metallic purple color that flips (changes) to dark blue.

**TIP:** Experiment mixing different types of colors together for custom combinations.

## FASCHANGE Colors


These colors show shimmering metallic highlights as you view it from different angles. It appears clear (shake and stir thoughly before spraying). Spray 1-2 thin coat(s) with even coverage.

If **FASCHANGE** is backed with either **FASWHITE** or **FASPEARL WHITE** you will get a brilliant white finish with fine metallic highlights of the color that changes as you view it from different angles.


If backed with **FASBLACK** you will get a solid metallic color with metallic highlights as you view it from different angles. You can use other colors to back it up, but white or black is suggested.



40020 MAPLE



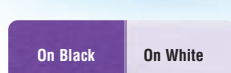
40021 JADE



40022 SCARABEUS



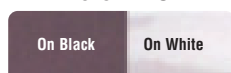
40023 SAPPHIRE



40180 PURPLE



40181 BLUE



40185 RED



## FASKOAT Sealer And Photo Glue

FASKOAT is primarily used as a medium to paint FASGLITTER, but is also used to seal FASKOLOR paints from water or racing fuel. Back up your fresh paint job with 1-2 thick coat(s). Want to cut out a picture(s) from a magazine or a use a photo in your paint design? If painting a clear Slot or RC body, just trim out your picture, brush FASKOAT on the front (thick coverage is best), position where you want on the body and lightly wipe/squeegee off excess FASKOAT with you finger or cloth. Let tack up for 5-10 minutes and your ready to cover with your main color(s). This process will leave an almost seamless finish depending on color choice.

40200 FASKOAT CLEAR

## Great Paint For All Hobbies

If using FASKOLOR on plastic or metal surfaces spray clear urethane or enamel as your topcoat for a glossy finish. (Do not use clear laquer).

## Paint Anything With FASKOLOR!

Most of our paint directions refer to painting on the inside of clear bodies, reverse the process for plastic, wood and metal. Start with a basecoat of FASWHITE.








Flame Stripes  
**10662**



Jaws  
**10665**



Big Flames  
**10667**




Skulls  
**10673**




Wind  
**10699**



Waves & Drips  
**10751**




Scallops  
**10784**



Flames  
**10786**




Barbed Wire  
**10802**



Spider Web  
**10804**




Stars  
**10805**




Chains  
**10806**




Spikes  
**10807**



Puzzle  
**10808**




Tiger Stripes & Rips  
**10809**




Hands & Feet  
**10810**




Brute Creature  
**10818**




Vertigo  
**10821**



Angularity  
**10822**



Aggravation  
**10823**




Shock  
**10824**



Fire & Ice  
**10825**



Long Drip  
**10826**



Evil Eye  
**10827**



Slayer  
**10834**



Tribal Flame  
**10835**



Blade  
**10836**



## Air Compressor

Our small (4" W x 9.5"L x 6.5"H), light (11 lbs) and extremely quiet professional quality air compressor has 1.6 HP and produces up to 60 lbs of air (Required for FASKOLOR Paint). Complete kit includes Air Regulator, Moisture Trap and Coiled Air Hose w/Foot Pedal. (Airbrush not included). **The Best Hobby Compressor Available!**

**40259** FASKOLOR Air Compressor Kit (Dealer Short Discount)

**14**

All Paint Mask Designs ©2006 Parma International, Inc.



## F-1 Airbrush Kit

**Includes Everything You Need To Paint Like The Pros!**

Our durable chrome F-1 Dual-Action Airbrush delivers a smooth spray and broad range of delicate to heavy coverage. Includes an Air Hose with Brass Compressor Adapter, Airbrush Holder, Bottle Adapter and Empty Paint bottle for mixing (not shown). All replacement parts are also available. **The Professional Choice!**

**40260** F-1 Pro Dual Action Airbrush Set

## F-1 Accessories



Use our handy push-in style .25 Oz Color Cup for mixing or spraying small amounts of paint. Empty paint bottles to premix your colors in are also available.

**F-1 Airbrush Replacement Parts - Pg 38**

- 40278** .25 Oz Metal Color Cup
- 40242** Bottle Adapter (Single)
- 40243** Bottle Adapters (3)
- 40258** Bottle Adapter Caps (12)
- 40256** Empty Paint Bottles (2)





## Airbrush Cleaning Pot

Our new airbrush cleaning pot makes it easy to clean both water and solvent based paints. Just spray into the lid of the 4" diameter glass receptacle for no mess and no fumes. It holds 24 oz/700ml liquid. Very easy to change filters collect paint and fumes. A convenient airbrush holder will work with any style airbrush. Everything breaks down and fits inside the included plastic carrying container. Includes 4 filters.

- 40253** FASKOLOR Cleaning Pot
- 40254** Replacement Filters (10 Pcs)





**1/24 Paint Masks - Pg 32**

Each mask includes a 2.5" x 11" piece of clear application tape. Also available in packages of 5 pieces #10783.

## How To Use Paint Masks



**Step 1** Use a hobby knife to remove (weed) the negative sections of the paint mask that will not be used. Cut any large negative areas into smaller pieces and take your time weeding.



**Step 2** Peel the backing off the clear transfer tape included, position it and rub down on vinyl.



**Step 3** Cut out the pieces with your hobby knife or scissors and peel off the backing.


**Step 4** Position your mask and rub it down firmly with your finger.



**Step 5** Slowly peel off transfer tape and repeat with your other pieces. Marking the center of your body will help you align both sides.



**NOTE:** Our FASTAPE is also recommended for applying paint masks and works great.



**TIP:** If you are using a vinyl mask that does not include an outline and you would like one. Simply apply the mask where desired and draw your outline on the outside of the body with a detailing pen. Then cover vinyl mask with 1-2 even coats of Liquid FASMASK (Let dry). Cut out your outline in the FASMASK with a hobby knife. You will also need to cut (trace) around the vinyl mask). Begin by peeling off the first area to paint, etc.

## How To Use Liquid FASMASK



**Step 1** Brush On A Heavy Even Coat, Let Dry. Use Hair Dryer To Speed Up.



**Step 2** Draw Design On Outside Of Body.



**Step 3** Cut Out Design In FASMASK.



**Step 4** Peel FASMASK From Area To Paint Your First Color(s).



**Step 5** Peel FASMASK From Area To Paint Your Next Color(s).

## Liquid FASMASK

Create your own custom designs with our easy-to-use FASMASK Liquid Paint Mask. Our proven #701 is now available in three larger size bottles. The average size 1/10 scale RC body requires approximately 2-3 ounces. It can also be used on any type of object you want to customize.

**New**



40281 4 oz Bottle  
40282 8 oz Bottle  
40283 16 oz Bottle

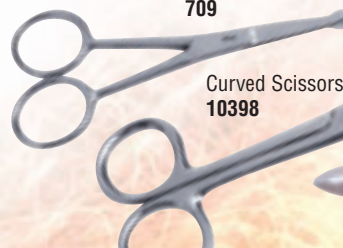
## Detailing Pens

10400 Black Dual Tip - Fine & Ultra Fine



Straight Scissors 709

Curved Scissors 10398



## Ultimate Scissors

10404 Ultimate Scissors For Polycarbonate Bodies, Etc. 8" long with 3.5" cut. Great for thick .040-.060" RC Bodies and more!



## FASTAPE

Low tack, tight weave and no bleed. The best masking tape available!

40279 6mm Wide Roll  
40280 10mm Wide Roll  
40257 18mm Wide Roll







Red Flames




10604

America




10630

Dripping Wet




10633

Hot Skulls



10634

Crazed Clowns



10636

Flicker



10637

## 1/10 Scale Decals

Clear Self-Adhesive 6" x 8" Stretchy Vinyl Decal Sheets. Cut Out With Hobby Knife Or Scissors, Peel Backing And Apply To Your RC Cars, Models, Airplanes, Skateboards, Tool Boxes, Etc!

Tribal Flames



10653

Krazy Flames



10681

Long Flames




10767

Flaming Skulls



10768

Checker Board



10779

Monster Names



10591

Off Road Logos



10601

Stock Car Fenders



10788

Drag Logos




10626

Hot Rod



10607

Monster Jam



10777

4 x 4 Truck



10664

FASKOLOR Logos



3" x 4" 10780

Nitro Speed Scent Logos



3" x 4" 10782


PARMA/PSE Logos



4" x 6" 10781

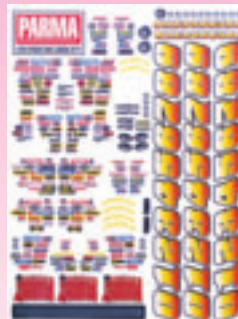
## 1/24 Scale Decals

Drag Logos



747

Stock Car



771

Flame Numbers



793F

## Decal Sheets

Cut your own custom designs - 8.5" x 11" self-adhesive stretchy vinyl. Use on Hoods, Tonneau Covers, Car Chassis And Parts, Tool Boxes, Etc.

- 10605 Diamond Plate
- 10631 Carbon Fiber Skulls
- 10632 Chrome
- 10800 Carbon Fiber



You Can Use Our Decals On Anything, Including Paintball Hoppers!

Red Flames



758

Krazy Flames



759